



## **Sandy Allnock Will Encourage Us to Create Something Everyday**

Get ready for an energizing time with Sandy Allnock at our monthly meeting Thursday, April 15th starting at 6:30 PM via Zoom. In her presentation, Sandy will share a number of her diverse works, discussing the reasons for choosing the medium for the subject or theme addressed. She will also present a short demonstration on use of Copic Markers. This medium gets most of its attention from the animé world but has so many possibilities for all artists!



Sandy has been creating since she was a little girl and wanted to be an art teacher when she grew up. Unfortunately school funding for the arts was drying up at that time. Her degree in art from Frostburg State University prepared her for a decades-long career as a graphic designer. On the side she created beyond advertising, long assuming that her childhood dream was not to be.



A midlife crisis inspired Sandy to make a leap into running her own business as an art teacher. Her platforms were YouTube and her own teaching site. Her success surprised and delighted her. She began by teaching crafters how to color stamped images, wooing them, too, into deepening their art journey. Her students learned color theory, form, value, principles of design in a variety of mediums from pencils to marker to watercolor. Most importantly they learned to consider themselves “artists” no matter what stage they were at in their art journey. Sandy says, “It’s a satisfying life, watching others grow and become better equipped to express their creative vision by creating at least something every day!”



You can preview some of Sandy's art at:

<https://sandyallnockfineart.com>

### **Want to attend the Zoom monthly meeting?**

The invitation to the meeting on Thursday April 15th will be sent by email to those on our membership distribution list. New to Zoom or just want to pick up some tips on extra Zoom tools you can use in larger meetings? Contact Linda Selsor at [lselsor@msn.com](mailto:lselsor@msn.com) to schedule some time together.



## Taking Shape

Our monthly meetings via Zoom are really taking shape. The March meeting was amazing. We tried adding a different Zoom feature; we created small break out rooms and were able to introduce ourselves to others. We'll be adding that as a feature in future meetings. But the best part was a fantastic presentation from our guest speaker, Ann Breckon. She introduced us to a wonderful art technique which many of us can't wait to try. This was also the first Zoom meeting where we had a live demo. On Zoom it made it possible to get a close, intimate look at the process and artwork as it unfolded.

With the growing number of vaccinated members, there is hope that sometime in the not-too-distant future, we will finally be able to meet in person and resume our art shows. I am working on a project which will allow us to have a virtual art show for our members. I will be putting together a test to see how well it works. I'll send out the information once I get all the details worked out.

These have been the most trying of times I think any of us have gone through. It's also been a time when our art gives us a much needed distraction. I hope to see more of what everyone has been working on during our monthly art sharing. Be sure to send in your latest work for presentation at the meeting so we know what you've been up to art-wise.

I continue to create my Strange Critters as well as participate in the monthly challenges from some of our wonderful support groups. I hope to see more of you in the coming months at our general meetings. In the mean time stay creative and stay safe.

Rick



## March's speaker....

## Ann Breckon

Judging by comments in the Zoom chat box— “awesome,” “fun, creative technique,” “can't wait to try this”— Ann Breckon's presentation was a big hit. She demonstrated a fascinating method using gouache and India ink to produce an artwork in black and white that offers lots of creative possibilities.

White gouache was used as a mask in combination with India ink for a stunning wood block print type affect. After drawing her sketch on the paper, Ann tinted the white gouache with teal blue pigment and applied it to all the areas she did not want to be black. Once the gouache dried, she applied the ink to the entire drawing, careful not to overlap the ink in the application. When the ink had thoroughly dried, she gently washed out the gouache. The result was a black and white drawing, with the background and shadows black, and the sketch outlined in black.




*Pictured above, the painting at the end of Ann's demonstration, and below, the completed work.*

The piece could then be painted as desired or left as a neat black and white drawing. The technique was straightforward and had a very pleasing and dramatic look.

Along with clear step by step instructions and tips, Ann shared the material she used: Arches 140-pound watercolor paper; several different brushes dedicated for use exclusively with gouache, ink or watercolor; Speedball Super Black printing ink; Winsor Newton designer gouache permanent white; and Daniel Smith watercolor teal blue (the subtle tint helps you see where you've painted the drawing and doesn't stain the paper). If you missed the presentation, Ann offers a workshop on this method along with dozens of others. Check out her website: [www.annbreckon.com](http://www.annbreckon.com).

*Contributed by Deborah Cornet*





## Art Appreciation Book Group April Theme—Women Artists

OAL Art Appreciation Book Group held its first meeting on March 10th. Starting in **April 1st**, the group will meet the first Thursday evening of every month from **6:30 PM to 8:30 PM**. A theme was chosen for each month for the remaining months of 2021:

- April: Women Artists
- May: Creativity
- June: Baroque/Dutch
- July: Les Nabis
- August: Ancient
- September: Surrealism
- October: Spanish Art
- November: Color
- December: Indigenous Art

Individual preference will guide our reading within the themes. We will choose our own books to read. Based on suggestions and research, Martha Trupp, the group's organizer, will compile a list of possible books as reference and aid in helping participants choosing their own book for the following month. As an added feature, anyone who wants can create a piece of art that fits within the theme for the month and bring it to the meeting.

For more information, or to receive the Zoom invitation to meetings, contact Martha Trupp at [marthdt@comcast.net](mailto:marthdt@comcast.net) or 360-438-5913 or 360-584-5913 .

### MAY NEWSLETTER DEADLINE WEDNESDAY, April 21, 2021

Please send your kudos, photos, announcements and ideas for the **May** newsletter to Linda Selsor via email—[lselsor@msn.com](mailto:lselsor@msn.com). If you have questions give her a call at (360) 491-0377




## GETTING ACQUAINTED

*Introducing...*

**Cheryl Wilson**

Cheryl moved to Olympia from Portland, OR to be closer to family in June of 2018. "I joined the Art League in the fall of that year. I live with my husband and my 97 year old Mom."



"Currently there isn't much time to draw, but I have a nice space to sit down whenever I can. I have always loved colored pencil and pen and ink. I started using them when I was working full time and didn't have to clean up much when it was time to call it a night."



"I am especially interested in painting flowers and nature scenes. I am not a hyper realistic artist like some amazing colored pencil artists, but I love to capture the essence of

a subject or scene. My pen and ink work is primarily in walnut ink, with old abandoned buildings or vehicles as the subject matter."



"I belong to the Seattle District chapter of Colored Pencil Society, the Olympia Art League, and the South Sound Urban Sketchers. I would love to connect with others who have an interest in colored pencil. I hope that my art reminds you of the beauty of nature and touches a place that is mindful and peaceful."

*contributed by Lindsey Ford*

**Want to keep  
hearing from us?**



Only current members will continue to get the newsletter and regular announcements. To maintain your membership and stay on the OAL mailing list, please mail your **\$30** check to: Olympia Art League, PO Box 404, Olympia, WA 98507, ATTN: Tony Lirette.

## Kudos and shows...



**Celene Ryan's** entry, Shown here, was accepted into the Northwest Water color Society's Members 2021 Exhibition--WATERWORKS UNLIMITED. This is the third time Celene's work has been accepted into the show. The exhibition is available April 22nd on the NWWWS Website:

[Waterworks - Members Exhibition \(nwsws.org\)](http://nwsws.org)

## Share Your Art at the April Meeting!

Once again, the slide show of OAL member art was a big hit at the March meeting. The acrylic group's duck paintings showed the diverse approach members take to monthly challenges. We would love to see even more member art in April. It's easy to participate, simply send a photo of the work you would like to share along with the title, medium and size to [Linda Selsor at: Lselsor@msn.com](mailto:Lselsor@msn.com) by **Monday, April 12th**. If you'd like to help prepare our Zoom monthly slideshows, give Linda a call, she's looking for volunteers—(360) 491-0377



## South Sound Urban Sketchers



If you are looking for an activity during this shutdown, why not try joining the South Sound Urban Sketchers.

It's a great way to hone your drawing skills and stay connected with other artists.

Since members are unable to get together to sketch, they have come up with monthly prompts and post them on the group's Facebook page. The sketch shown is in response to the 'coffee' prompt. For more information or to join, contact Jan Hansen at [justjansue@gmail.com](mailto:justjansue@gmail.com).

## Looking for Inspiration?

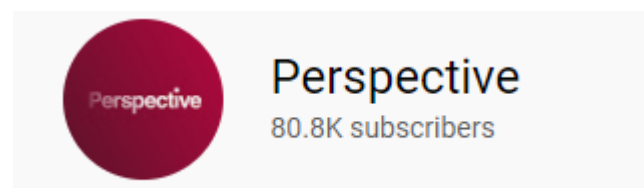
### Online Tips from Members

#### Tips from Jan Hansen



Art Prof offers free online art courses that cover painting, drawing, sculpture, composition, portraiture, and much more— like how to stay motivated.


[Art Prof: Create & Critique](https://www.artprof.com)



*Perspective* is an arts channel for music, theater, opera, paintings, sculpture and more. There are many interesting art history offerings as well as informative videos on modern artists.

[Perspective - YouTube](https://www.youtube.com/channel/UC...)

Eric Rhoads, editor of Plein Air and Arts Connoisseur magazines, has been presenting a free live streamed



instruction video by a guest artist each day at 9:00 AM and Noon. This is his way of helping artists get through the

pandemic isolation. They are each about an hour. He posts each day's video to YouTube. The videos cover all sorts of subjects and media.

[Streamline Art Video - Art Instruction Videos and Painting Lessons](https://www.youtube.com/channel/UC...)



Check out this fun video sent by Deborah Cornett

[MarcPaperScissor: Cut Paper Collage Artist](https://www.youtube.com/channel/UC...)



## OAL Artist Support Groups

Join one of OAL's support groups via Zoom. Bring a work for gentle, constructive feedback and try your hand at the month's challenge. We'll teach you how to share a photo of your work on Zoom or you can simply hold it up in front of the camera. We also talk about classes, books, artists or teachers that have inspired us. All experience levels are welcome. All mediums are welcome in the Abstract Group. Regular meeting times are listed below. **Check in with the contact person to get added to the group's e-mail list and the Zoom invitation to the meetings.**

### Abstract Group

**Date & Time:** The *third Monday* of each month. The next meeting is April 19th from 1:30 to 3:30 PM.

**Contact:** Linda Selsor at [lselsor@msn.com](mailto:lselsor@msn.com) or (360) 491-0377

**Shown:** An abstract by Ruth Fuller



### Acrylic Group

**Date & Time:** The *fourth Friday* of the month, next meeting is April 23rd from 1:00 —3:00 PM

**Contact:** Karla Fowler at [nwnx-art@comcast.net](mailto:nwnx-art@comcast.net)

**Shown:** One of Linda Selsor's still life paintings



### Drawing Group

**Date and Time:** Meets the *second Monday* of each month. The next meeting is April 12th from 1 to 2:30 PM

**Contact:** Rick Drescher [rickdartist@gmail.com](mailto:rickdartist@gmail.com) or (360) 786-1958

**Shown:** Aphrodite and the Golden Apple by Sherié Balko Nation



### Watercolor Group

**Date & Time:** The *second Friday* of each month. The next meeting is April 9th from 1:00 to 2:30 PM.

**Contact:** JoAnne Sanford [san3jo@comcast.net](mailto:san3jo@comcast.net) or 360-878-8225

**Shown:** Rick Drescher's watercolor music challenge

### Pastel Group Up and Running



The newly formed pastel group of seven strong had a great meeting in February. Facilitated by Marz Doerflinger, the group focused on the color viridian. As each person shared her work, the group offered sug-

gestions and several rich discussions emerged about how to be looser and bolder in painting. Some of those suggestions were:

1. Don't make your painting too precious! When plein air painting, throw the painting up in the air; let it land face down and then rub it with your foot!
2. Use workable fixative (and let it splatter spots) on a painting you want to add more life too....less perfect!
3. Give yourself 100 marks/strokes for a painting...to be more intentional and less picky
4. Use your non-dominant hand to paint
5. Time yourself for 10 or 15 minutes to move quickly as you paint many small studies

The next meeting will be **April 14th at 9am**. Contact Lorna Sheveland at [lsheve@comcast.net](mailto:lsheve@comcast.net) if you would like to join the zoom call.



## OAL Board & Activity Leads

**President:** Rick Drescher  
**Vice President:** Heather Simons  
**Secretary:** Anne-Marie Brown  
**Treasurer:** Tony Lirette  
**Members at Large:** Karla Fowler, Ruth Fuller, & Jan Hansen  
**Past President:** Nicki Weber  
**Newsletter:** Linda Selsor, Editor  
*Getting Acquainted:* Lindsey Ford  
*Proof Readers:* Roxana Caples, Cynthia Walker  
**Membership Officer:** Tony Lirette  
**Program Chair:** Roxana Caples  
**Correspondence:** April Works  
**Community Outreach:** Teresa Marie Staal-Cowley  
**Recruiter:** Roxana Caples  
**Art Workshops:** JoAnne Sanford  
**Meetings:**  
*Name Tags:* Ruth Fuller  
*Phone Reminders:* Jean Van Doren  
*Refreshments:* Heather Simons  
*Meeting Set Up:* Mike Scheurich  
*Reverse Mirror:* Jean Stewart  
*Artistic Advice Basket:* Carolyn Long  
**Website Gallery:** Rick Drescher  
**OAL Sponsored Shows:**  
*Members Only Art Show:* Heather Simons—Canceled  
*Arts Walk Juried Show:* Canceled  
*County Fair Art Show:* Diana Fairbanks, Kay Tolles  
**Local OAL Art Show Venues:**  
*Bonsai Wok:* Anne-Marie Brown  
*Capitol Chiropractic:* Lone Moody  
*Thurston County Family & Juvenile Court and Sutton Chiropractic and Massage:* Teresa Marie Staal-Cowley  
*TRA Medical Imaging:* Jan Hansen  
**Painting Get Togethers:**  
*Paint-Out:* Rick Drescher  
*Paint-In Day:* Vacant  
*Paint-In Night:* Karen Bush  
**Support Groups:**  
*Abstract:* Linda Selsor  
*Acrylic:* Karla Fowler  
*Drawing:* Rick Drescher  
*Pastel:* Lorna Sheveland  
*Watercolor:* JoAnne Sanford, Ruth Fuller  
**Zoom Manager:** Linda Selsor



## April is Spring Arts Month!

Spring Arts Walk is once again Arts Month—Olympia Arts Month will span the month. The month will be packed with virtual happenings, limited in person activities and performances that keep with current health guidelines. The city is working closely with county health officials and are still holding off on any large gatherings and street closures.

Event planners are looking forward to showcasing how Olympia continues to use the arts to exercise resilience and innovation and highlight the wonderful work of our creative community.

Community feedback asked for an enhanced web and registration system for the event for some time; the city responded by unveiling your new Olympia Arts Walk site.

Some of favorite features include:

- An interactive [event schedule](#)
- Integrated [registration](#) system tailored to participant needs
- Event & Venue pages with photos and descriptions and links
- A build your own [itinerary](#) feature



2021 Arts Walk Cover Artist  
 Laurel Henn's "Fluttering"

Visit the interactive website to see what's on offer and plan your activities for the month.

Visit: [artswalkoly.com](http://artswalkoly.com)

## Olympia Art League Newsletter

"An official publication of the Olympia Art League"

Editor: Linda Selsor

Contributors: Members of the Olympia Art League  
 Copyright 2021 Olympia Art League, Olympia WA