

What keeps you painting?


During the pandemic, particularly in COVID round two, it's been hard for many of us to stay motivated. OAL's monthly meeting, October 21st at 6:30 PM, will be a panel discussion with some of our particularly productive members. We'll talk about studio habits, what motivates them, and what gets them going when in a slump. This will be an informal conversation with plenty of time for questions and answers and opportunities to share what has worked for you over the months.

Many thanks to Sherie' Balko-Nation, Anne-Marie Brown, Karla Fowler, and Lorna Sheveland for agreeing to be our panelists in this Zoom experiment. Each panelist is an active member of one or more of our support groups. Karla is lead for the Acrylic Group and Lorna got our Pastel Group up and running again. We will talk also a bit about what role support groups have played in their practice.

This is an opportunity to pick up some tips, enjoy an evening of informal conversation, and have fun. *Sherie' and Anne-Marie hope to join us, work schedules and travel plans permitting.



Karla above in her studio below. She calls it "messy"; let's reframe that to "busy."



Sherie', AKA Gypsy Fire, at left, and her supply packed studio below her photo.



Lorna at work in her new studio. Cabinets and work desk just need crown molding. Her easel and air machine for pastel dust are up and running.



Want to attend the Zoom monthly meeting?

The invitation to the meeting on Thursday, October 21st starting at 6:30 PM will be sent by email to those on our membership distribution list. New to Zoom or just want to pick up some tips on extra Zoom tools you can use in larger meetings? Contact Linda Selsor at lselsor@msn.com to schedule some time together.



GETTING ACQUAINTED

Introducing...

Annabel Kirschner

A New Season

September started the new season for the Olympia Art League. Unfortunately, not a lot has changed from where we were this time last year. We are trying very hard to keep everything working as smoothly as we can. The Zoom meetings for the general meetings and the support groups continue. Not being able to be together in person means we are not able to have the events we all look forward to each year. It is still important for us to remain in contact and share our art. It's also important for us to be able to talk with one another. We had a couple of times each month where some of us gathered and just talked. I would really like to know if there are any of you out there who would like to get together in small groups and just have some nice conversations, about anything. I would be interested in starting a mid-day happy hour. If this is something you would be interested in, please contact me and we'll see what we can put together. One of the great joys is seeing everyone and just talking.

This is also the time when we start our membership drive. We will be putting together the membership list which is sent out to the members only. March 2022 is the deadline for getting your name and contact information on the list.

I am hopeful that the day will come when this pandemic is behind us. It's just not going to be soon enough. I really wish I could be touting all the great things we would normally be doing. I am however, very proud to know all of you. I hope everyone is staying safe.



Rick



Annabel joined the Olympia Art League 10 years ago as a "wanna be" artist.

Annabel says, "It's wonderful to be around so many people who are creative in all mediums." She loves watercolors. "They 'play' with each other in such inventive ways. Flowers are creative by themselves. Landscapes are more difficult—how to decide what to leave out when you want to put it all in. I followed my artistically talented brother in school by one year in the 50's (NOT a self-esteem building period). In middle school, we had a semester of art. My brother wowed the teacher. The next year, the teacher let me know that I was NOT an artist. I was afraid to do much after that. In my late 50's encouraged my daughter to take an adult education art class. She would only do it if I did. I was amazed to find the three evening hours flew by even after an exhausting day at work. I read *Drawing on the Right Side of the Brain*, then joined the local art group, went to more classes, etc. and have been enjoying time with the 'right side' of my brain ever since. I truly believe that we all have a creative side in us, we just need to find it."

Daniel Smith Retail Store Closing

Daniel Smith Seattle Retail Store is permanently closing November 21, 2021. They have almost completed moving from retail sales to exclusively manufacturing their brand of products to sell to e-commerce sites, catalog and local art stores throughout the world. At this time, before closing all products are 20% off the retail price.

September's Presenter...

Eileen Bochsler

Shares her love of encaustic medium and shellac burns!



Eileen Bochsler (pronounced Boxler) has only been an OAL member since we've been on Zoom. She's been participating in the Abstract Support Group where she did a mini presentation on shellac burn techniques. We were so taken with it, we thought the larger OAL community might like to learn more about Eileen and her medium.

Art has always been a part of Eileen's life. "It feeds my soul and is an integral part of me." For years her art was representational, but it had to take a back seat as life and career took priority. When she returned to art in earnest, she switched to abstract intuitive painting. "Abstraction allows me to more fully translate my love of nature and the feelings and emotions that I experience in my world into my paintings. Encaustic painting further supports the intuitive process and teaches me to be present and not be tied to the outcome. It challenges and pushes me to grow as an artist."

Encaustic painting is an ancient painting technique dating back to the 1st century AD. Greek painters used this technique in Egypt to preserve portraits that were placed over a person's mummy as a memorial. Encaustic painting involves heating beeswax, damar resin and pigments to create a liquid that is then applied to a substrate. Just as a watercolor artist uses wet and dry to manipulate and create with watercolor paints, an encaustic painter uses heat and cold to manipulate and create with the wax.


"Encaustic painting encompasses all that is important to me as an artist: creating luscious texture, building transparent layer upon layer and incorporating other art forms, like photography, into my work. The wax also maintains a level of unpredictability that pushes me to dig deep as I create."




More on encaustics...

One of Eileen's favorite techniques involves shellac burns using either clear or amber shellac that can be purchased at the hardware store. Eileen prefers using the dry shellac technique. She applies the wet shellac and then allows it to dry for about five minutes. She then applies heat, keeping the heat under 200 degrees, as it is highly flammable. Eileen prefers her propane torch as it offers more control. The application of heat provides rich cells and lacy effects in the painting that add texture and depth.

Variation in cell size



She shared a YouTube video of the technique. On the painting at right notice the lacy amber colored texture in the middle of the composition.



Eileen provided us with the names of several of her favorite encaustic instructors who offer YouTube videos and online classes if you want to learn more or try this fascinating technique.

Linda Robertson [linda robertson encaustic artist - Bing video](#)

Alicia Tormey [Learn To Burn with Alicia Tormey: learn.aliciatormey.com - YouTube](#)

Elise Wagner [Encaustic Painting Workshops with Elise Wagner - Bing video](#)

Thanks Eileen for an engaging and info packed presentation. Take a look at Eileen's work in person at the Splash Gallery downtown town and check out her website.

Instagram.com/eileenbochslerart/
Website:

eileenbochslerart.wordpress.com

Email: eileen.bochsler@gmail.com



Contributed by: Linda Selsor

Word Association Art For OAL Members

Hello Artsy Friends,

I'm hoping this finds you all well and in good spirits. I thought maybe since we can not connect in person, we could connect through a monthly art challenge. I've been creating these for a few years now. I'm constantly amazed at the different ways a few words can be interpreted. If you decide to try, please send photos of your finished pieces, so we can share in the slideshow at our monthly OAL meeting.

WoRdArT ASSOCIATION, is something I came up with to help spark a chain of creativity. You all know how horrible those blocks can be or "Brain Freezes" as I like to call them. The idea is, I will give you a list of words, approximately 20-30 to choose from. You pick three or more to incorporate in an artwork for that month. It can be obvious or incognito. (Just make sure you post the words with your artwork). I'm excited to see what you all come up with.

Happy Artng and Many Blessings. -Sherié

October Word List:

lace/constellation/boat/skyscraper/snake/cherub/
curve/mushroom/bead/coins/pink/pitcher/wheel/wrench/
moth/rust/mechanical/honeysuckle/lightbulb/balloon/
apothecary/apple/green/pattern/bird/gargoyle/pumpkin/leaf

November Word List:

scarab/teacup/stargazing/iron/quilt/fairy/egg/horseshoe/
birch/violets/russet/clouds/pinecone/compass/stump/
squirrel/turquoise/box/fishing/crow/gate/clothesline/
shadow/unicycle/chameleon/turkey/hipster

December Word List:

secret/red/dart/heart/guppy/chain/ice/
cruciform/door/wreath/sunset/horse/
evergreen/smoke/dahlia/pottery/lights/
spike/books/glass/saffron/stone/native/
celtic/knot/cat/recycle/nest/lamppost




Picture shown from a past WoRdArT ASSOCIATION.
The words were: pillow/heart/pink/cat/emu/bottle/little/
sunset/puzzle piece/ship/green/hat/peony/quilt/pipe/
clover/angelfish/message/tapestry/pearls/sword/window/
faces/shells/hourglass

October Art Painting Submissions



"Radishes" Pastel
by Annie Jones




"Leaves" Acrylic on
Gesso Board
by Martha Trupp




Experimental Pour
Acrylic on Canvas
by Martha Trupp



September Abstract Curve Challenges by Martha Trupp
above and below



"Wilderness Trail"
Watercolor by Celene Ryan




"Forest Stream" Watercolor
by Celene Ryan

Art Appreciation Book Group

After summer vacations and absences, the OAL book group will start up again on **October 7th, at 6:30 p.m.** by Zoom, and will plan to continue every month on the *first Thursday at 6:30 p.m.*

The theme for October is Les Nabis. The next themes, continuing in the order chosen last year, include:

- November: Ancient
- December: Surrealism
- January: Spanish Art
- February: Color
- March: Indigenous Art.



October's theme, Les Nabis (pronounced le nabi) were young French artists who thought art should consist of symbols and who were active from 1888 until 1900, helping to transition from impressionism to abstract and early modernism. Members included Pierre Bonnard, Maurice Denis, Édouard Vuillard, Ker-Zavier Roussel, Paul Sérusier, Paul's wife Marguérite, and about 11 others. You are free to read anything about any of them or about the group you can find. You are also encouraged to copy a painting of theirs or paint something using their methods for show at the book group.


For more information, or to receive the Zoom invitation to the book group meetings, contact Martha Trupp at: marthdt@comcast.net or 360-438-5913.

South Sound Urban Sketchers

South Sound Urban Sketchers has been busy sketching the world one drawing at a time and posting them on their Facebook site. Sketching is a great way to develop drawing skills and stay connected with other artists.

For more information or to join, contact Jan Hansen at justjansue@gmail.com.

Shown: Urban sketch by Jan Hansen



Evening Paint Group Fall 2021

Diana Fairbanks has invited OAL members back for Evening Paint Ins. These are weekly Thursday evening meetings starting at 6:30 pm. Vaccinations and Masks are required for now. Any art medium you can safely work with indoors is welcomed. Participants contribute \$5 per Thursday to help with utilities. Come join a fun group of artists!

Contact: Karen Bush at (206) 595-3317

GOLDEN Acrylic Virtual Lecture/Demo— Free by Barbara De Pirro

Discover the potential of Acrylic!

This free event packs in a ton of valuable information about acrylics, guiding listeners through the basics while opening up new possibilities. Learn the unique properties of GOLDEN Fluid Acrylic Colors, Heavy Body Acrylic Colors, OPEN Acrylic Colors and High Flow Acrylics. Get a comprehensive overview on the many Gels & Mediums and how they can change texture, viscosity, saturation, intensity of color and more. The lecture includes a review of Grounds that create truly, contemporary surfaces for painting, drawing and mixed media. Each event includes an array of examples of these materials put to use. Artists will leave enthusiastic to explore the extensive potential of Acrylic!

The Zoom link will be emailed the day prior to the event.

Artist & Craftsman Tacoma (Co-hosting)

OCT 9, 1-2:30

Contact for registration: [https://](https://www.eventbrite.com/e/golden-acrylic-virtual-lecturedemo-ac-tacoma-tickets-156932412069)

www.eventbrite.com/e/golden-acrylic-virtual-lecturedemo-ac-tacoma-tickets-156932412069

DEADLINE FOR NOVEMBER NEWSLETTER WEDNESDAY, OCTOBER 25TH, 2021

Please send your kudos, photos, announcements and ideas for the **November** newsletter to Terri Johnson via email—mtjpublishers@msn.com. If you have questions give Terri a call or text at (360) 280-4617

Kudos and shows

Congratulations to Kim Schultz who received an Honorable Mention at the Washington State Fair's Fine Art Show for her painting "Visiting the Farm". It is acrylic on canvas 24" by 30". Painting shown below.



Kudos to Gay Hoffman who has two pictures that were juried into the Toronto International Exhibizone 2021 Online Show with the theme 'Happiness.' Below is a link to the entire 101 pictures in the show and the two pictures of Gay's that are in the exhibit.

exhibizone.com/happiness2021




"Cut My Own Hair"
Pastel

"Millennials Celebrate
a Wedding" - Pastel



Emerging from the Flames: Poetic & Artistic Musing on Life, Spirituality, and the Coronavirus to be published on Amazon.



In the next few weeks Pamela McKinnie's new book will be available on Amazon. Here is the book description:

In many ways, 2020 and the time we spent separate during the pandemic are indescribable. In this book, *Emerging from the Flames: Poetic and Artistic Musings on Life, Spirituality, and the Coronavirus*, through poetry, prose and art, Eleanor A. Hubbard and Pamela McKinnie capture the essence of the roller coaster, chaotic year that was. This month-by-month chronicle of engaging prose, poignant poetry, and breathtaking art ensures that the lessons of COVID will not soon fade from our memories. From their deeply personal musings to the cultural and political context in which the book is set, they have shared their unique and universal approach to life during the time of Coronavirus and its effect on their spirituality. The book concludes with an enchanting fable, *The Synod of the Critters*, which reminds the reader of the joy of the journey and the work that yet needs to be completed. As the reader, you can dip in and taste a poem or a piece of art, or you can read it through in one sitting, either way it is compelling work of remembrance and a call to action.

Contact Pam McKinnie at conceptsunlimited@estreet.com for a pre-publication discount.



Samples of Pam's art work from the book "Emerging from the flames".

OAL Artist Support Groups

Join one of OAL's support groups via Zoom. Bring a work for gentle, constructive feedback and try your hand at the month's challenge. We'll teach you how to share a photo of your work on Zoom or you can simply hold it up in front of the camera. We also talk about classes, books, artists or teachers that have inspired us. All experience levels are welcome. All mediums are welcome in the Abstract Group. Regular meeting times are listed below. Check in with the contact person to get added to the group's e-mail list and the Zoom invitation to the meetings.



Vertical

Abstract Group

Date & Time: Meets the *third Monday* of each month. The next meeting is October 18th from 1:00 to 2:30 PM via Zoom.

Contact: Linda Selsor at lselsor@msn.com If you'd like to add your name to the Zoom invitation list.

The design challenge for October is "vertical" from Robert Burridge's design tips.

Shown: September Curves Challenge by Dotti Wilke



Drawing Group

Until further notice, the drawing group has been put on hold. This is because of very low response and participation. Contact Rick Drescher if you are interested in continuing or joining the Drawing Group. If there is enough interest, Rick will start it up again.

Contact: Rick Drescher rickdartist@gmail.com or (360) 786-1958

Watercolor Group

Date & Time: Meets the *second Friday* of each month. The next meeting is October 8th from 1:00 to 2:30 PM.

Contact: Heather Simons at 2stannheather@gmail.com

The challenge for October is Buffalo or Bison

Shown: September Shell Challenge by Dennis Gough



Acrylic Group

Date & Time: Meets the *fourth Friday* of each month. The next meeting is October 22nd from 1:00 to 3:00 PM via Zoom.

Contact: Karla Fowler at nwnxart@comcast.net

Shown: Monochromatic Acrylic Challenge by Martha Trupp




Pastel Group

Date & Time: Meets the *third Wednesday* of each month. The next meeting is October 20th at 1:00 PM via Zoom.

Contact: Lorna Sheveland at lsheve@comcast.net if you would like to join the Zoom call.

The challenge for October is a water scene

Shown: September Stippling Challenge by Anne-Marie Brown



Oil Group

There is a new sub-group interested in supporting oil painters. If you are interested in joining, contact Jill Jacoby at 360-477-3675. Diana Fairbanks will also help with the organization.





OAL Board & Activity Leads

President: Rick Drescher
Vice President: Heather Simons
Secretary: Anne-Marie Brown
Treasurer: Tony Lirette
Members at Large: Karla Fowler, Ruth Fuller, & Jan Hansen
Past President: Nicki Weber
Newsletter Editors:
 Terri Johnson
Getting Acquainted: Lindsey Ford
Proof Readers: Roxana Caples, Cynthia Walker
Membership Officer: Tony Lirette
Program Chair: Roxana Caples
Correspondence: April Works
Community Outreach: Teresa Marie Staal-Cowley
Recruiter: Roxana Caples
Art Workshops:
Meetings:
Name Tags: Ruth Fuller
Phone Reminders: Jean Van Doren
Refreshments: Heather Simons
Meeting Set Up: Mike Scheurich
Reverse Mirror: Jean Stewart
Artistic Advice Basket: Carolyn Long
Website Gallery: Rick Drescher
OAL Sponsored Shows:
Members Only Art Show: Heather Simons—Canceled
Arts Walk Juried Show: Diana Fairbanks
County Fair Art Show: Diana Fairbanks, Kay Tolles
Local OAL Art Show Venues:
Bonsai Wok: Anne-Marie Brown
Capitol Chiropractic: Lone Moody
Thurston County Family & Juvenile Court and Sutton Chiropractic and Massage: Teresa Marie Staal-Cowley
TRA Medical Imaging: Jan Hansen
Painting Get Togethers:
Paint-Out Day: Rick Drescher
Paint-Out Night For Summer: Karen Bush
Paint-In Night: Karen Bush
Support Groups:
Abstract: Linda Selsor
Acrylic: Karla Fowler
Drawing: Rick Drescher on hold for now
Pastel: Lorna Sheveland
Watercolor: Heather Simons
Zoom Manager: Linda Selsor

What's Happening

OlyImages Open Studio Walk Through

OlyImages studio (at 1230 8th Ave. S.E., Olympia 98501) will host a one-day Open Studio from 10:00 am to 6:00 pm. Recent work from four friends of the studio will be shown: (in alphabetical order) Lois Beck, Diana Fairbanks, Reilly Iverson and Pam McKinnie. For those who have never been to OlyImages Studio, this is an opportunity to see the environment of a working art studio and learn a little about the activities there. Below are examples of work by these artists in the order listed.



Display your Art Work at TRA

Art at TRA will be switched out on Thursday, September 23rd at 2:00 o'clock.

If you would like to display your artwork at this venue, please contact Jan Hansen at 360-352-2751 or justjansue@gmail.com. If you miss the deadline, check with Jan if you want to be included the next time to display artwork at TRA.

TRA is an imaging clinic located inside the Memorial Medical Plaza at 500 Lilly Road NE across from Providence St Peter Hospital.

OAL Membership Renewal

The art league is accepting renewals for the 2022 membership year. Send check for \$30.00 to OAL, PO Box 404, Olympia, WA 98507. Please indicate any change in address, phone or e-mail if any change.

If you have questions about membership renewal, please contact Tony Lirette at tntlirette@comcast.net.

Olympia Art League Newsletter

"An official publication of the Olympia Art League"

Editor: Terri Johnson

Contributors: Members of the Olympia Art League
 Copyright 2021 Olympia Art League, Olympia WA