



## Newsletter February 2022

### February Guest Speaker: Robert Burridge Abstract Artist From California

The Olympia Art League members will have the privilege of learning from Robert Burridge at their next Zoom monthly meeting on February 17th at 6:30 PM.

Robert Burridge, a noted award-winning Industrial Designer who, after twenty-five years in the corporate world, focused his life on painting everyday. Burridge attributes his success to his education from the University of the Arts in Philadelphia, his stint as an adjunct professor at Cooper Union in New York City, and in 1966, his Fluxus art performances with Yoko Ono, Nam June Paik, Jim McWilliams, and Charlotte Moorman.

His work hangs in permanent collections of international embassies, corporate galleries and art colleges. His solo museum exhibitions received positive attention, so he was invited to exhibit his paintings at the Smithsonian Folklife Circus Arts Festival in Washington, DC.



Upcoming OAL Programs include:

March: Alice Liou, speaking on Asian Sumi Art

April: Tom Richmond, humorous illustrator, cartoonist and caricaturist, workshop leader, Caricature Artist of CNN

If you have ideas for future speakers or topics, or would like to present a topic yourself, please get in touch.

Martha Trupp 360-438-5913 or marthdt@comcast.net.

### Want to attend the Zoom monthly meeting?

The invitation to the meeting on Thursday, February 17th starting at 6:30 PM will be sent by email to those on our membership distribution list. New to Zoom or just want to pick up some tips on extra Zoom tools you can use in larger meetings? Contact Linda Selsor at lselsor@msn.com to schedule some time together.

## PRESIDENT'S MESSAGE



### A New Year and Maybe Some Hope

The one constant through the years has been our art. We still create. A very good friend of mine once said, 'Being creative means you can't not create.' I have thought about those words since first hearing them. It's true as I find myself constantly thinking of new things to create with my art. I also see it's true with you because of all the fantastic art all of you are creating.

While we might not be able to meet in person to share our art, we are able to continue to meet and share virtually. It might not be the same, but it is far better than not seeing, not sharing, and feeling as if we are alone. You are a wonderful group of people with amazing talents. It is always a great pleasure to see your faces and enjoy your art.

The coming months will hopefully see some new art shows for our members. We are also going to start back up our Think Tank meetings. The day will be different as it will be on Thursday. Stay tuned for the invite, which will be sent out soon. We will be looking for ideas on ways we can keep our members involved and inspired. In the mean time, stay safe and keep on creating.

Rick



## GETTING ACQUAINTED

*Introducing...  
Barry Borth*

Hello all,

I've been a member of OAL since spring of 2021 and will now stop being such a perfect stranger! My name is Barry Borth and I have lived in the eastern end of Washington state for forty years. Being ready for a new adventure, I now reside in Western Washington.



On the subject of adventure, I like to explore different



methods of creating metal sculptures. I've worked with sheet metal, scrap metal (mostly silverware), and now want to attempt working with rebar which is normally used to reinforce concrete. Given this saltwater region, driftwood has potential as well and I have recently created a fish with this media.

My sculptures have largely just been a hobby to me, which allows me to try new techniques when inspiration comes, especially from nature and other artist's designs.

## OAL Membership Renewal

The art league is accepting renewals for the 2022 membership year. Send a check for \$30.00 to OAL, PO Box 404, Olympia, WA 98507. Please indicate any change in address, phone or e-mail.

If you have questions about membership renewal, please contact April Works at [aprilworks@gmail.com](mailto:aprilworks@gmail.com).



## January's OAL Zoom Meeting Guest Speaker Review with Tom Lynch



Tom Lynch, a well-known watercolorist, gave us a marvelous demonstration. He has received many honors, judges artworks, and also teaches art classes. He has also written several books discussing his techniques and approach to painting. Tom has generously offered to teach a class for our art league.

If you were unable to attend or want to review Tom's presentation, it will be posted for a short time at [https://youtu.be/E5\\_6JRa\\_nyo](https://youtu.be/E5_6JRa_nyo). Tom had lots of information for artists of all media, as well as watercolor.

Weeks prior to the meeting, Tom asked OAL members to submit watercolor paintings that they wanted guidance and feedback on. At our January Zoom meeting he reviewed many of them and provided examples of techniques to improve them. He used several of his own works to discuss many topics, such as unity, value, composition, focal point, edges, and the use of color.

Looking at every painting he could, he offered ideas and painted on them to demonstrate his point. For example, one painting he felt could be two pictures instead of one. He cut the picture in half, and painted each half to illustrate his concept. His demonstration presented many ideas for consideration and incorporation into your work.

There were many reviews and comments about the evening spent with Tom, all of which were positive. One said, "I thought Tom Lynch's presentation was over the top fabulous! He was very gracious and informative. His suggestion to print paintings on card stock was a wonderful way to problem solve paintings as he showed us how by painting directly on them. He was very helpful using my two paintings as examples to narrow the viewers eye towards the focus area. He did this by toning down some areas while warming the focus area with the paint. I highly recommend him as a watercolor teacher. I'd love to do a class with him some time as I think he could help me improve my work. . . . I learned so much!"



## Word Association Art Challenge For OAL Members

WoRdArT Association February 2022

WoRdArT ASSOCIATION, is something I came up with to help spark a chain of creativity. You all know how horrible those blocks can be or 'Brain Freezes' as I like to call them. So occasionally I shall throw in a WoRdArT Challenge. The idea is I will give you a list of words, approximately 10-30 to choose from. You pick 3 or more to incorporate in your artwork for that week. It can be obvious or incognito. Just make sure you post the words with your artwork when you display it in the February PowerPoint for our monthly OAL meeting.

Word List for February:

turtle/globe/mask/turquoise/balloon animal /vase/beads/  
copper/kiss/wild flowers/palette/bell pepper/eye/egg/rain/  
shades/drama/soft/bell/ladybug/wheel/spoon/water/shell/  
flamingo/crown

## Art History Group

The Art History Group meets every first Thursday of the month by Zoom at 6:30 p.m.

The next themes, continuing in the order include:

- February: Color
- March: Indigenous Art.

For a more interesting meeting try to have some photos on the theme to accompany anything you want to talk about on the subject .



## Lost And Found Crafts Is A Treasure

If you haven't discovered Lost and Found Crafts at 2316 4<sup>th</sup> Ave E in Olympia, you're missing out. Lost and Found is more than a typical "craft store." Michelle Isaacson has beautiful handmade papers, wonderful fabrics, ribbons, lace and anything you can imagine for creating great collages. Plus she has stamps, stencils, art supplies and unique things you won't find in the average store. As an added bonus, everything is available at a fraction of the usual price.

In addition, Michelle hosts an artist each month to show and sell their art. I am fortunate to be the featured artist for January and February. Here are some photos of my art at Lost and Found. Check out the store at [www.LostAndFoundCrafts.com](http://www.LostAndFoundCrafts.com) or on Facebook at <https://www.facebook.com/lostfoundcrafts/> Stop by the store to explore all the goodies. It's worth the trip.

Pam McKinnie



## Kudos and shows

Jill Jacoby had two paintings accepted for the online 'Cat and Dog Exhibit' at the Red Bluff Gallery in CA. If anyone would like to check out the exhibit go to: [redbluffartgallery.com](http://redbluffartgallery.com)

Her two paintings as shown are 'Cats Rule' and 'First Snow Fall'.



## Art Classes Available

Oil painting class on Saturday, February 26th. All levels of skill invited. Class can only accommodate 5 students.

Email Cal Capener at [ccnac@msn.com](mailto:ccnac@msn.com)

**DEADLINE FOR THE MARCH NEWSLETTER IS TUESDAY, FEBRUARY 22, 2022.**

Please send your kudos, photos, announcements and ideas for the **NEXT** newsletter to Terri Johnson via email—[mtjpublishers@msn.com](mailto:mtjpublishers@msn.com). If you have questions give Terri a call or text at (360) 280-4617

## OAL Art Display at Washington Center for the Performing Arts

There are 40 pieces of amazing art representing 34 different Olympia Art League artists on display at the Center Gallery from January 7th thru February 28, 2022. Displayed on this poster is **Implied Motion** by Ruth Bravetti, **Barney and Peaches** by Anne-Marie Brown, **Splash of Autumn** by Deborah Henderson, **Reflections** by Pamela McKinnie, and **Sunny Nisqually Morning** by Dennis Gough. Take the time to go and view this incredible display.



Think Tank Tuesday  
will become  
Think Tank Thursday

Think Tank is coming back in the near future. The day will change to Thursday. Our president Rick Drescher will announce the details soon by email. Get ready to put your thinking caps back on and join us to socialize, talk art, and think up terrific ideas to make OAL a more amazing art club.

# OAL Artist Support Groups

Join one of OAL's support groups via Zoom. Bring a work for gentle, constructive feedback and try your hand at the month's challenge. We'll teach you how to share a photo of your work on Zoom or you can simply hold it up in front of the camera. We also talk about classes, books, artists or teachers that have inspired us. All experience levels are welcome. All mediums are welcome in the Abstract Group. Regular meeting times are listed below. Check in with the contact person to get added to the group's e-mail list and the Zoom invitation to the meetings.




Zigzag

## Abstract Group

**Date & Time:** Meets the *third Monday* of each month. The next meeting is February 21st from 1:30 to 3:00 PM via Zoom.

**Contact:** Linda Selsor at [lselsor@msn.com](mailto:lselsor@msn.com) to get the Zoom link.

The challenge for February is "zigzag" from Robert Burrige's "16 Design Compositions" tip sheet.



**Shown:** December "bridging" challenges by Martha Trupp

## Watercolor Group

**Date & Time:** Meets the *second Friday* of each month. The next meeting is February 11th from 1:00 to 2:30 PM via Zoom

**Contact:** Heather Simons at [2stannheather@gmail.com](mailto:2stannheather@gmail.com)

The challenge for February is "log cabin".

**Shown:** January "gate" challenge by Terri Johnson



## Acrylic Group

**Date & Time:** Meets the *fourth Friday* of each month. The meeting for February is the 25th from 1:00 to 3:00 PM via Zoom.

**Contact:** Karla Fowler at [nwnxart@comcast.net](mailto:nwnxart@comcast.net) to get the Zoom link and find out February's challenge

**Shown:** January "imagination" challenge by Terri Johnson



## Pastel Group

**Date & Time:** Meets the *third Wednesday* of each month. The next meeting is February 16th at 1:00 PM via Zoom.

**Contact:** Lorna Sheveland at [lsheve@comcast.net](mailto:lsheve@comcast.net) if you would like to join this informative group on the Zoom call.

After tackling perspective for our January meeting, the pastel group is challenged by "Night Scene" for February. We are learning to share on zoom and so appreciate traveling members who send in their work to share with others! This is an open and growing group, so come join in the fun!

**Shown on left:** December "blending with a rag" challenge by Martha Trupp





## OAL Board & Activity Leads

**President:** Rick Drescher

**Vice President:** Heather Simons

**Secretary:** Anne-Marie Brown

**Treasurer:** April Works

**Members at Large:** Karla Fowler, Jan Hansen & Martha Trupp

**Newsletter Editor:**

Terri Johnson

*Getting Acquainted:* Lindsey Ford

*Proof Readers:* Roxana Caples, Cynthia Walker

**Membership Officer:** April Works

**Program Chair:** Martha Trupp

**Correspondence:** Ruth Bravetti

**Community Outreach:** Teresa Marie Staal-Cowley

**Art Workshops:**

**Meetings:**

**Website Gallery:** Rick Drescher

**OAL Sponsored Shows:**

*Members Only Art Show:* Heather Simons

*Arts Walk Juried Show:* Diana Fairbanks

*County Fair Art Show:* Diana Fairbanks, Kay Tolles

**Local OAL Art Show Venues:**

*Bonsai Wok:* Anne-Marie Brown

*Capitol Chiropractic:* Lone Moody

*Thurston County Family & Juvenile Court and Sutton Chiropractic and Massage:*

Teresa Marie Staal-Cowley

*TRA Medical Imaging:* Jan Hansen

**Painting Get Togethers:**

*Paint-Out Day:* Rick Drescher

*Paint-Out Night For Summer:* Karen Bush

*Paint-In Night:* Karen Bush

**Support Groups:**

*Abstract:* Linda Selsor

*Acrylic:* Karla Fowler

*Pastel:* Lorna Sheveland

*Watercolor:* Heather Simons

**Zoom Manager:** Linda Selsor

## Olympia Art League Newsletter

*"An official publication of the Olympia Art League"*

Editor: Terri Johnson

Contributors: Members of the Olympia Art League  
Copyright 2022 Olympia Art League, Olympia WA

Tom Lynch

## CHECKLIST FOR SUCCESS

### Before You Start ... And The Answer To ...

### "How Do I know If I'm Finished"

#### Design

- Avoid These Shapes ... Circle – Square – Rectangle – Triangle - Straight Line
- Avoid Repetition of **Same Sizes** (i.e. Trees, Buildings, 2 Clouds Same Size, Etc.)
- Avoid Symmetry (1/2 Clouds, 1/2 Sky ... Horizontal Line in Center, etc.)

#### Composition

- Layout the Scene to Match ... Vertical or Horizontal ... Standard or Exaggerated
- 2/3 Dominate Layout for Drama or ... Pictorial Layout Where Each Item is Different Size
- Think About ... Asymmetrical Balance
- Think About ... Rhythm – Eye Movement – Directional Patterns
- Avoid Tangents ... Oblique or Interlocking Is Best

**Value - 4 Different Plans** ... (I Concentrate on Lights and Darks not Mid-Tone Dominants) Choose 1 of these for value ...

- Use Value for Depth, I.E. Light in Front or Dark in Back
- Alternating Patterns, I.E. Light Next to Dark Next to Light, Etc. (Better for Close-Up) or ...
- Sunlight or Shadow Patterns (If It Dominates 2/3 or More Of Painting) or ...
- Path of Light (Limited Area of Light Traveling Through the Scene)

#### Impact Area

- Choose an Area That Is Not Obvious (I.E. Avoid Landmark or Single Figure in Scene)
- Have 3 Different Elements in Impact Area
- Leave More White Paper in Impact Area - and Have Darkest Dark Next to It
- Have Best ... Color, Contrast, Edges, and Detail in Impact Area

#### Unity / Harmony Factors

- Color Harmony or Dominance ... Warm or Cool / Bright or Pastel
- Edges ... Edge Dominance or Edge Harmony - Mostly Soft or Mostly Hard Throughout
- Shape ... Dominant Format, I.E. Curvilinear or Angular or Rectangle
- Consistency ... Simple/Complex/Abstract/Stylized/Impressionist/Realistic or Representational

**Exaggerate Something** ... I.E. Mood, Theme, Special Atmosphere, Shadows, Sunlight, Style

Easier to Grey Down A Bright Color, so... Paint Brighter at Beginning and Have Color Plan Before You Start. I Use Brighter Color and More Variety of Color in Place of Detail.)

Easier to Cover Up More White (Paper/Canvas) Later so ... Leave More White At Beginning!

Artistic Extra ... Is There A Theme or Purpose to This Panting? ... Exaggerate Something

Exaggerate Positive & Negative Painting... Looks More Artistic Than Realistic Have the Painting End Before You Get to End of Painting (Spray or Glaze The 4 Sides at the End)

Not All Paintings Have to Have A Defined Source of Light

Easier to Make A Simple Painting More Complex Later (so ... Start Loose!)