

May OAL Monthly Meeting will be our Silent Auction



Mark May 18th on your calendars so you will not forget to attend Olympia Art League's May monthly meeting, which is our Silent Auction. It will be held at the Lacey Community Center, which is located at Woodland Creek Community Park. 6729 Pacific Ave. S.E. Lacey, WA.

Donations should be in good condition. Some artists will be donating a mini-workshop. If you are comfortable sharing your art skills you might consider offering a class. Art easels, books, paper cutters, brushes and paints are good. Frames and mat board do not sell well. Please do not include your own art as we don't want to discount your artistic value!

We are looking forward to another adventurous silent auction for our May General Meeting. Thank you in advance for making this meeting a fun and prosperous event. Because we will be using all the space for our auction, we will not be sharing art before the meeting begins nor will we be showing our monthly PowerPoint of member art.

Here is how we expect the auction to go....

You will arrive between 6:30 - 6:45 with your donations in hand. As you enter you will be given a set of numbers for each bid item you brought. One number will be placed on your item and one on the bid sheet that goes with it.

You will place the item and bid sheet together on one of the center tables.

At 7:00 we will open the bidding. We will bid on items until 7:45 and then bids will stop. At this point, we will gather in the back for a regular business meeting while auction helpers gather the bid sheets. Sheets will be grouped alphabetically by winning bidder names.

At 8:15 we will pay for our bid items. Please bring checks or cash. After you have paid, you may gather your treasures and head for home.



President's Message

Hello again,

The Olympia Art League's Silent Auction will be coming up in May. See the front page of this newsletter for details. Remember to bring your donations and place your bids. This is your opportunity to make some money for the League and have fun doing it!

Let's not forget about entering the Thurston County Fair Art Show coming up in August. The OAL has been a proud sponsor of this show for over 50 years. Diana Fairbanks has been chairing this show for seven years. This year she is training Dann Morris to assume the role as chair. Welcome Dann and thank you Diana for your service in this area. Watch for details, coming soon, by email about entering your art work for this show.

This May's monthly meeting will be our last until after summer hiatus; meetings will begin again in September. What an awesome season the Olympia Art League has had. We were able to accomplish a lot and had a great time doing it because we have a wonderful board and terrific volunteers. Thank you everyone.

We are still looking for a volunteer to arrange for our monthly OAL presentations. If you are interested in helping in this capacity, please contact me at 360-742-4667.

Let's all spend our summer creating new wonderful works of art. Don't forget to check out our Paint-Out schedules in the news letter.

Have fun and remember to make time to create your art.

Heather McDougall



GETTING ACQUAINTED

Introducing- Birdie O'Neill

I've been a member of OAL since Oct. 2022. I used to wonder why I've always desperately needed to color and paint. Why am I obsessed? Then, in my mid-forties my biological mother hired a private investigator to find me. It was discovered that my maternal grandmother



was also a passionate painter. Wow! Absorbing this news was shocking, exhilarating and liberating. I soon stopped wondering why I obsess with painting. At about the same time, I tossed the rule book into the bin, said "No" to worrying about composition or perspective, and started to play with abstract. It's been the most fun. My subject is wherever my heart is in the moment. I work in oil paints, and my aim is to express color and feeling.



- Contributed by Lindsey Ford





April's OAL Meeting With Dano Carver and Guest Speaker Review

Dano Carver was our April monthly OAL presenter. He demonstrated his techniques for painting his favorite topic-

antique cars, the rustier the better. For his example he chose a 1955 blue Bel Air. During his demonstration he listed his supplies and basic techniques. His supplies include substrate (usually 24" x 36" canvas on stretcher bars), modeling paste (Liquitex flexible brand), tissue paper, sandpaper (220 grit), scrap of Styrofoam (to brace the canvas while stressing the surface), variety of sharp objects (fork, toothpicks e.g., to stress the surface), and a particle mask for safety while sanding.

His usual paints are: Liquitex (matte medium, Mars black, neutral gray, and titanium white-all basics) and Golden (ultramarine blue, phthalo blue green shade, yellow ochre, nickel azo yellow, burnt umber, and burnt sienna). He uses different sizes of brushes and palette knives. Matte medium can be used instead of water to stretch out the paint. Too much water can weaken the paint. (side note: Golden paints has information on this topic.)



When deciding what to paint, he considers his subject. What holds his interest or what is the story? Is there enough contrast? What can he learn from and be inspired by painting this project? He also considers the play of color and texture, focusing on abstract or realism, and zooming in close on a particular part of the car for his concept. Composition is key. He works from his photo as a reference or uses a royalty free stock image from Pexels.com or Unsplash.com and gives credit to the photographer. Rusty and damaged surfaces are challenging and interesting to paint. One of his influences is Georgia O'Keefe, who zoomed in close to her subject of flowers, and painted large.

His process has four steps. First, prepare the substrate. For the demo, he painted a first layer of warm and cool neutral greys, including the basic phthalo blue of the car for cool grey, and a warm neutral grey using burnt sienna. The first layer of tissue paper was added while the paint was wet. He added texture using the various tools (anything that can scratch the surface). Once that layer was completely dry, he added more neutral paint and texture, and another layer of tissue paper.

Once this is dry, the second step is to begin the initial painting by transferring the drawing to the surface and blocking out the basic shapes using the colors selected for the subject. He outlined the basic shapes, such as headlights, shadows, and chrome. Then, using the appropriate color, he began painting the subject. Phthalo blue, yellow ochre and burnt sienna were the main colors he used, working dark to light.

For the third step, by distressing the surface using sandpaper and sharp objects, texture was added, and some of the lower paint layers were revealed. This creates the weathered, rusty, and imperfect paint that old unrestored cars usually have.

Lastly, the final painting and details are completed. The overall colors and shapes are finished, and the details added. For example, acrylic heavy body gel was used to create a unique texture for the headlights. The gel was applied to the headlight using a palette knife in a thick layer. Then, using a nail, crosshatching was used to shape the headlight, forming the rounded surface of the light. The final touches of highlights, reflected color, and shadows were applied to complete the painting. Then he steps back and reviews the work. Sometimes he lets it sit for a few days as he decides if it is finished. Then, he varnishes the painting with Liquitex matte varnish medium to protect the tissue paper. A Bel Air never looked so good.

- PROCESS
- 1 Prepare Substrate
 - ↳ Sandwiching layers of acrylic paint and tissue paper on canvas
 - 2 Initial painting
 - ↳ Transfer the drawing and block out the basic shapes with paint
 - 3 Abrasion
 - ↳ Distress the painted surface with sandpaper and sharp objects
 - 4 Final painting
 - ↳ Use acrylic gel to create unique texture for the headlights



- Contributed by Deborah Cornett

Fun times socializing at our April OAL monthly meeting.




Kudos

Cynthia Walker has two collage paintings accepted into the Collage Artists of America juried show *Pushing Boundaries*, which runs May 5-25. The show can be seen online at www.collageartists.org or at the Betsy Lueke Creative Arts Center in Burbank, CA.



Into the Glacier



Water's Edge

NO NEWSLETTERS FOR SUMMER

Please send any important communication through the summer months to Ruth Bravetti at bravoss@comcast.net for distribution to members.

Send your kudos, photos, announcements and ideas for the **SEPTEMBER** newsletter by August 19th to Terri Johnson via email—mtjpublishers@msn.com. If you have questions give Terri a call or text at (360) 280-4617

Olympia Art League 2023 Daytime Paint-Outs

A reminder that our Paint-Outs begin May 18th from 10 a.m. to 1 p.m. Artists will meet at various locations to sketch, paint, take photos, and share their work. This is a supportive group, working in various media. Bring your own supplies, snacks, and camera or phone. If it's raining or if it's very cold, we may meet at an alternative, sheltered location. We will plan to gather at 12:30 p.m. to display our work and invite comments. You will be able to say one thing that attracts you to a piece, and make a suggestion for improvement if you can think of one, or a question to give the artist an opportunity to talk about their art. Our first location is:

MAY 18 - THE ALBEE HOUSE - 1928 Overhulse RD NW, Olympia. Drive West on Harrison Ave. Turn right onto Overhulse RD NW (just before the Highway 101 overpass). Turn right on 20th Lane NW and take a right into pasture parking. View trees, gardens, arbors, and animals.

Here is a link to the schedule. Copy and paste it into your browser if it does not work by clicking:

<https://www.olympiaartleague.com/paint-outs-paint-ins>

Questions? Contact Jean Stewart 360-463-2997 or Jane King 360-522-3765

Olympia Art League 2023 Evening Paint-Outs

Come join us for Evening Paints Outs on Thursday nights. Start when you are free for the evening. We usually have a nice gathering by 6:30 pm.

The following is a schedule for the month of June.

Questions: Karen Bush Cell: 206-595-3317 (Call or text)

June 1: Billy Frank Jr. Nisqually National Wildlife Refuge

https://www.fws.gov/refuge/billy_frank_jr_nisqually/

June 8: Port of Olympia Northpoint Park – view of Budd Bay & Olympics (near tip of Olympia Port Peninsula)

<https://realestate.portolympia.com/port-properties/olympia/#northpoint>

June 15: Brewery Park at Tumwater Falls Park

<https://olytumfoundation.org/park/>

June 22: Pioneer Park – Deschutes River

<https://www.ci.tumwater.wa.us/Home/Components/FacilityDirectory/FacilityDirectory/22/479>

June 29: Isthmus Park - Views of Capitol Bldg. & lake

https://www.olympiawa.gov/services/parks_recreation/parks_trails/isthmus_park.php

OAL Artist Support Groups

Join one of OAL's support groups. Bring a work for gentle, constructive feedback and try your hand at the month's challenge. We also talk about classes, books, artists or teachers that have inspired us. All experience levels are welcome. All mediums are welcome in the Abstract Group. Regular meeting times are listed below. Check in with the contact person to get more information about the group you are interested in. If you are an Olympia Art League member, watch for emails for group reminders.

Abstract Group

Date & Time: Meets the *third Monday* of each month through the summer. The next meeting is May 15th from 1:30 to 3:00 PM at Lacey Timberland Regional Library, 600 College Street NW.

Contact: Linda Selsor via email at lselsor@msn.com for questions or if you would like to be added to the group list.

The challenge for May is "paint with your least favorite color."

All mediums, beginners and curiosity seekers are welcome. Join us and bring your challenge and another painting to share.

Shown: April "metallic paint" challenge by Deborah Cornett entitled "Strips."



Watercolor Group

Date & Time: Meets the *second Friday* of each month. The next meeting is May 12th from 1:00 to 2:30 PM at the Lacey Fire Station, 6500 Mullen Road SE. Those confined to Zoom only, may use our Forever Zoom Room at the same day and time we meet at the Fire Station.

Contact: Heather McDougall at 2stannheather@gmail.com for questions.

The challenge for May is "focal point."

Shown: April "contrast" challenge by Terri Johnson.



Acrylic Group

Date & Time: Meets the *fourth Friday* of each month. The next meeting is May 26th from 1:00 to 2:30 PM at the Lacey Fire Station, 6500 Mullen Road SE.

Contact: Karla Fowler at nwnxart@comcast.net for questions.

The May challenge will be sent via email when it is determined.



Shown: April "shadow" challenge by Helen Harris

Thursday's Paint Group

Paint-In with Karen Crate
Come paint with others every Thursday 9:00 -12:00 at Thunderbird Village
706/716 Dennis St. SE, space 10, Tumwater, WA
Brickfront building
American flag and mail boxes

Any questions call Karen Crate 360-943-1827
wkcrate@comcast.net

OAL Board & Activity Leads

Acting President: Heather McDougall

Acting Vice President: Sherie Balko-Nation

Secretary: Anne-Marie Brown

Treasurer: April Works

Members at Large: Karla Fowler,
Jan Hansen

Communications Chair: Ruth Bravetti

Graphic Designer: Jan Hansen

Membership Chair: Lindsey Ford

Newsletter Editor: Terri Johnson

Nominating Committee: Dennis Gough,
Veronica Kessler & Annabel Kirschner

PowerPoint: Cynthia Walker &
Terri Johnson

Program Chair:

Zoom Masters: Melissa Ward,
Terri Johnson

Web Master: Veronica Kessler

Web Master Backup: April Works

Juried Show Mentor: Roxana Caples

OAL Sponsored Shows:

Members Only Art Show: Sherie Balko-Nation, Karen Bush, Birdie O'Neil

Arts Walk Juried Show: Collette Mason, Kathleen Guest, Roxana Caples

County Fair Art Show: Dann Morris, Dennis Gough, Terri Johnson

New Venues Chair: Jennifer Livingston

OAL Local Art Show Venues:

Bonsai Wok: Anne-Marie Brown

TRA Medical Imaging: Jan Hansen

Painting Get Togethers:

Paint-Out Day: Jean Stewart & Jane King

Paint-Out Night For Summer: Karen Bush

Paint-In Night: Karen Bush

Paint-In Day: Karen Crate

Support Groups:

Abstract: Linda Selsor

Acrylic: Karla Fowler

Pastel :

Watercolor: Heather McDougall

Cal Capener Oil painting Class

Take the opportunity to further your skills as an oil painter.

This is Cal's last class until Fall.

Date: Saturday, May 20th. The focus will be on water and seascapes.

Classes are held at Diane Fairbank's Studio, 1230 8th Ave., S.E. Olympia. Materials are furnished if needed. Class runs from 10:00 AM until 3:30 PM. Call Cal at 360-491-0704; or email him at cccnac@msn.com to reserve a place in the class.



Think Tank Tuesday

Think Tank is the second Tuesday at 2:00 p.m. at Haggen's Grocery on the westside. All are welcome to attend. Put your thinking caps on and join us to socialize, talk art, and think up terrific ideas to make OAL a more amazing art club.



Royal Basin by Derek Stinson

Olympia Art League Newsletter

"An official publication of the Olympia Art League"

Editor: Terri Johnson

Contributors: Members of the Olympia Art League

Copyright 2023 Olympia Art League, Olympia WA